



HOW TO GUIDE

SecurLOCK is a FREE mobile app that allows you to control how, when, and where your debit and/or credit cards are used. It can help keep your cards safe and provide instant notifications whenever your card is used.

1.

Go to either Apple Store or Google Play Store to download the FREE app. The SecurLOCK icon looks like this:



2.

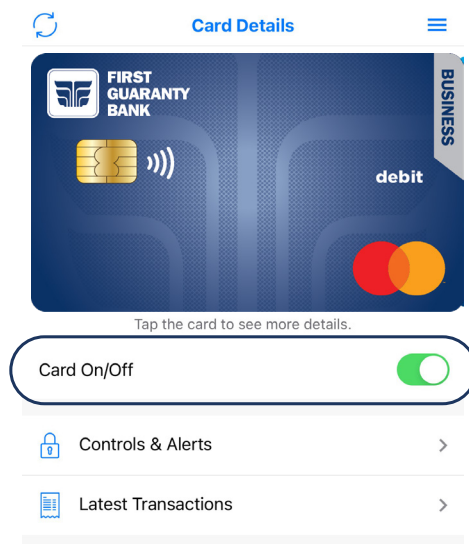
You'll be instructed to enter the full card number followed by additional authentication information. Once registered, you can begin using the app immediately.

3.

Click the Controls & Alerts tab. Here you can restrict Locations, Merchant Types, Transaction Types and Spend Limits. You can also set your Alert Preferences.


TO TURN CARD ON/OFF

Toggle Card On/Off



TO RESTRICT CARD

Click Controls & Alerts

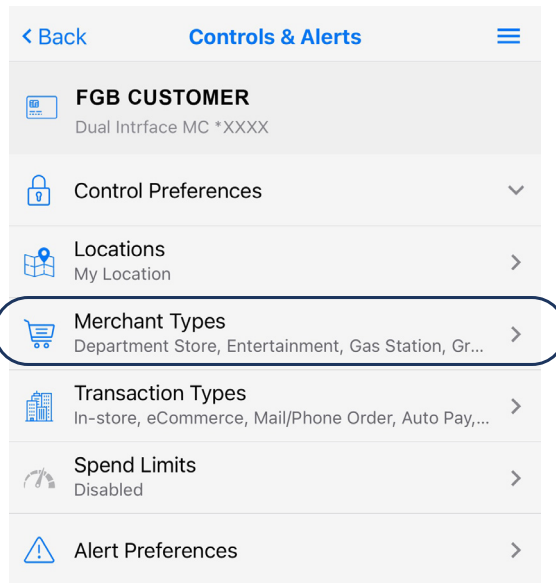


**FIRST
GUARANTY
BANK®**

Member FDIC

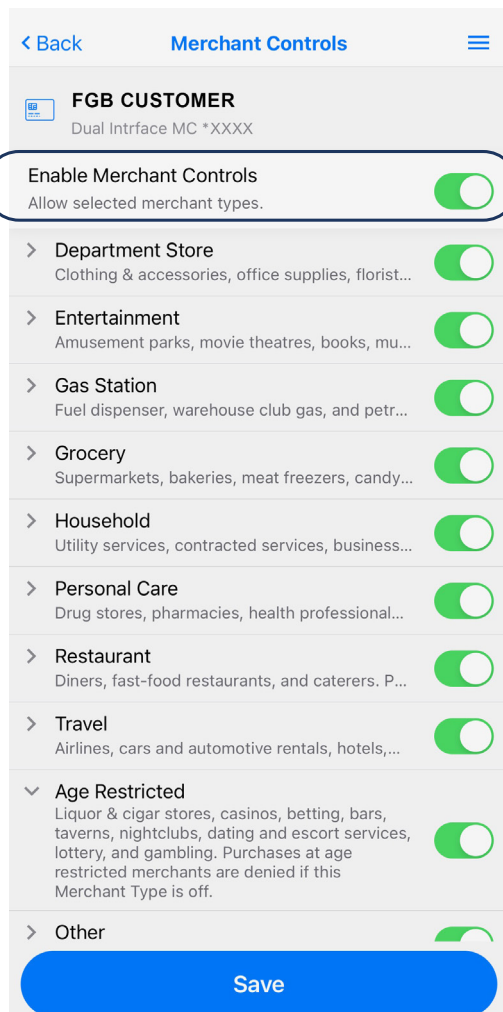
4.

Click Merchant Types to restrict types of merchants.



5.

Click on each category to learn more about what it restricts. For example, the Department Store category restricts the use of the card at all merchants listed under the header. To restrict this type of merchant, toggle the slider to off.



Member FDIC


6.

Click Spend Limits and toggle to the section you want to add limits to: Per Month, Per Transaction, or both. Enter the amount then click Save.

< Back

Controls & Alerts

≡

 **FGB CUSTOMER**
Dual Intrade MC *XXXX

Control Preferences

▼

Locations


My Location >


Merchant Types


Department Store, Entertainment, Gas Station, Gr... >

Transaction Types

In-store, eCommerce, Mail/Phone Order, Auto Pay,... >

 **Spend Limits**
Disabled >

 **Alert Preferences**
>

 **FGB CUSTOMER**
Dual Intrade MC *XXXX

Spend Limits

Deny a purchase if the amount exceeds the limits below.

Per Transaction

Deny transactions exceeding the transaction spend limit

\$ 0.00

Per Month

Deny transactions exceeding the monthly spend limit
Current monthly spend: \$XXXX
(excludes recurring transactions)

\$ 0.00


7.

From the Controls & Alerts tab, you can also restrict transaction types.

< Back

Controls & Alerts

≡

 **FGB CUSTOMER**
Dual Intrade MC *XXXX

Control Preferences


▼


Locations


My Location >

Merchant Types

Department Store, Entertainment, Gas Station, Gr... >

 **Transaction Types**
In-store, eCommerce, Mail/Phone Order, Auto Pay,... >


 **Spend Limits**
Disabled >

 **Alert Preferences**
>

< Back

Transaction Controls

≡

 **FGB CUSTOMER**
Dual Intrade MC *XXXX

Enable Transaction Controls

Allow selected transaction types.

> In-store

Department stores, pharmacies, and other ca...

Toggle

> eCommerce

Online bill payment, online shopping and other card purchases paid for via Internet.
eCommerce purchases are denied when this Transaction Type is off.

Toggle

> Mail/Phone Order

Catalog shopping, travel agents payments an...

Toggle

> Auto Pay

Automated bill payment, monthly subscription...

Toggle

> ATM

Cash dispensers, cash kiosks, and ATMs from...

Toggle

> Other

Other cases where transaction types cannot...

Toggle

Member FDIC

3


8.

Set up alerts. Select All Transactions to receive alerts every time the card is used.


< Back

Controls & Alerts

≡




FGB CUSTOMER
Dual Interface MC *XXXX




Control Preferences

▼




Locations

My Location >




Merchant Types

Department Store, Entertainment, Gas Station, Gr... >




Transaction Types

In-store, eCommerce, Mail/Phone Order, Auto Pay,... >



Spend Limits

Disabled >




Alert Preferences

>


< Back

Controls & Alerts

≡




FGB CUSTOMER
Dual Interface MC *XXXX



Control Preferences

>




Alert Preferences

▼


Send alerts for

All Transactions ⋮




Locations

>




Merchant Types

>



Transaction Types

>



Spend Limits

>

Member FDIC

4